

INTERACTIVE FINANCIAL SERVICES LIMITED

Date: May 30, 2016.

To,
BSE Limited
PhirozeJeejeebhoy Towers,
Dalal Street,
Mumbai - 400 001.

To,
Ahmedabad Stock Exchange Limited
Kamdhenu Complex,
Opp. Sahajanand College,
Panjrapole Ahmedabad - 380 015.

Dear Sir,

Sub: Submission of Audited Financial Result of the Company for the quarter and year ended on March 31, 2016 along with Audit Report and Form A.

Ref: Interactive Financial Services Limited (Security Id/Code: IFINSER/539692)

In reference to captioned subject and pursuant to Regulation 33(3)(d) of the SEBI (Listing Obligations and Disclosure Requirements) Regulations, 2015, we are hereby submitting the followings:

1. Audited Financial Results for the quarter and year ended on March 31, 2016.
2. Audit Report on the Audited Financial Results.
3. Form A (For Audit Report with unmodified opinion).

Kindly take the same on your record and disseminate the same on your website and oblige us.

Kindly take the same on your record and oblige us.

Thanking You,

Yours faithfully,

For, **Interactive Financial Services Limited**

P. N. Shah

Paresh Shah
Company Secretary & Compliance Officer



INTERACTIVE FINANCIAL SERVICES LIMITED

CIN: L65910GJ1994PLC023393

Registered Office: 4, Saujanya Raw Houses, Near Darpan Six Roads, Navrangpura, Ahmedabad – 380 009, Gujarat

Statement of Standalone Audited Financial Results for the Quarter and Year ended on March 31, 2016

Particulars	QUARTER ENDED			YEAR ENDED	
	31/03/2016	31/12/2015	31/03/2015	31/03/2016	31/03/2015
A Date of start of reporting quarter	01/01/2016	01/10/2015	01/01/2015	01/04/2015	01/04/2014
B Date of end of reporting quarter	31/03/2016	31/12/2015	31/03/2015	31/03/2016	31/03/2015
C Whether results are audited or unaudited	Audited	Unaudited	Audited	Audited	Audited
D Nature of report standalone or consolidated	Standalone	Standalone	Standalone	Standalone	Standalone
Part I					
1 Revenue From Operations					
Net sales or Revenue from Operations	2789211	563043	588041	4635774	2279479
Other operating revenues	66658	854	3504	69288	4350
Total Revenue from operations (net)	2855869	563897	591545	4705062	2283829
2 Expenses					
(a) Cost of materials consumed	0	0	0	0	0
(b) Purchases of stock-in-trade	0	0	0	0	0
(c) Changes in inventories of finished goods, work-in-progress and stock-in-trade	0	0	0	0	0
(d) Employee benefit expense	277533	268492	237758	966936	892262
(e) Depreciation and amortisation expense	7415	7460	2131	29822	8521
(f) Other Expenses	1976041	1781459	120095	5005196	594264
Total expenses	2260989	2057411	359984	6001954	1495047
3 Profit (loss) from operations before other income, finance costs and exceptional items	594880	(1,493,514)	231561	(1,296,892)	788782
4 Other income					
5 Profit (loss) from ordinary activities before finance costs and exceptional items	594880	(1,493,514)	231561	(1,296,892)	788782
6 Finance costs	-118546	47174	176369	290677	547271
7 Profit (loss) from ordinary activities after finance costs but before exceptional items	713426	(1,540,688)	55192	(1,587,568)	241511
8 Prior period Item before tax					
9 Exceptional items					
10 Profit (loss) from ordinary activities before tax	713426	(1,540,688)	55192	(1,587,568)	241511
11 Tax Expense					
12 Net profit (loss) from ordinary activities after tax	713426	(1,540,688)	55192	(1,587,568)	241511
13 Extraordinary items (net of tax Rs. expense ___ Lakhs)					
14 Net Profit/Loss for the period from Continuing Operations	713426	(1,540,688)	55192	(1,587,568)	241511
15 Profit (Loss) from Discontinuing Operations before tax					
16 Tax Expenses of Discontinuing Operations					
17 Net Profit (Loss) from Discontinuing Operations after tax	0	0	0	0	0
18 Net Profit (Loss) for period	713426	(1,540,688)	55192	(1,587,568)	241511
22 Details of equity share capital					
23 Paid-up equity share capital	30131000	30131000	30131000	30131000	30131000
24 Face value of equity share capital (per Share)	Rs. 10/-	Rs. 10/-	Rs. 10/-	Rs.10/-	Rs. 10/-
25 Reserves excluding revaluation reserve	0	0	0	(877,307)	710,271
26 Earnings per share (Not Annualized for the quarter ended)					
i Earnings per share before extraordinary items					
Basic earnings per share before extraordinary items	0.24	(0.51)	0.02	(0.53)	0.08
Diluted earnings per share before extraordinary items	0.24	(0.51)	0.02	(0.53)	0.08
ii Earnings per share after extraordinary items					
Basic earnings per share after extraordinary items	0.24	(0.51)	0.02	(0.53)	0.08
Diluted earnings per share after extraordinary items	0.24	(0.51)	0.02	(0.53)	0.08
Part II					
1 Public share holding [abstract]					
Number of shares of held by public	2,415,950	2,415,950	1,607,500	2,415,950	1,607,500
Percentage of shareholding held by public	80.18	80.18	53.35	80.18	53.35
2 Promoters and promoters group shareholding [abstract]					
(a) Details of pledged or encumbered shares [abstract]					
Pledged/Encumbered - Number of shares	-	-	-	-	-
Pledged/Encumbered - Percentage of shares (as a % of the total shareholding of promoter and promoter group)	-	-	-	-	-

Mmm



INTERACTIVE FINANCIAL SERVICES LIMITED

CIN: L65910GJ1994PLC023393

Registered Office: 4, Saujanya Raw Houses, Near Darpan Six Roads, Navrangpura, Ahmedabad - 380 009, Gujarat


Statement of Standalone Audited Financial Results for the Quarter and Year ended on March 31, 2016

Particulars	QUARTER ENDED			YEAR ENDED	
	31/03/2016	31/12/2015	31/03/2015	31/03/2016	31/03/2015
A Date of start of reporting quarter	01/01/2016	01/10/2015	01/01/2015	01/04/2015	01/04/2014
B Date of end of reporting quarter	31/03/2016	31/12/2015	31/03/2015	31/03/2016	31/03/2015
C Whether results are audited or unaudited	Audited	Unaudited	Audited	Audited	Audited
D Nature of report standalone or consolidated	Standalone	Standalone	Standalone	Standalone	Standalone
Pledged/Encumbered - Percentage of shares (as a % of the total share capital of the company)	-	-	-	-	-
(b) Details of non-encumbered shares [abstract]					
Non-encumbered - Number of Shares	597150	597150	1405600	597150	1405600
Non-encumbered - Percentage of shares (as a % of the total shareholding of promoter and promoter group)	100.00	100.00	100.00	100.00	100.00
Non-encumbered - Percentage of shares (as a % of the total share capital of the company)	19.82	19.82	46.65	19.82	46.65
B Investor Complaints (For the quarter ended on March 31, 2016)					
Pending at the beginning of the quarter	-				
Received during the quarter	-				
Disposed of during the quarter	-				
Remaining unresolved at the end of the quarter	-				
Notes:-					
1	The above results were reviewed by the Audit committee and subsequently taken on record by the Board of Directors of the company at its meeting held on May 30, 2016. The statutory auditor of the company have carried out Limited Review of the above Financial Results.				
2	The Company has only one segment of activity.				
3	The prior figures have been regrouped and reclassified wherever necessary.				
4	The figures of last quarter are the balancing figures between audited figures in respect of the full financial year and the published year to date figures upto the Third Quarter of the current Financial Year.				

Date :- May 30, 2016

Place:- Ahmedabad

For, Interactive Financial Services Limited



Ashok

Ashok Vithalani
Managing Director
DIN: 00023247

M.R.PANDHI & ASSOCIATES
CHARTERED ACCOUNTANTS

101, Panchdeep Complex, Mayur Colony, Nr. Mithakhali Six Roads, Navrangpura, Ahmedabad-380 009
Phones: (079) 26565949 • 26420994 • e-mail: mrpandhi@gmail.com


Auditor's Report on Quarterly Financial Results and Year to Date Results of the Company Pursuant to the Regulation 33 of the SEBI (Listing Obligations and Disclosure Requirements) Regulations, 2015

To,
The Board of Directors of
Interactive Financial Services Ltd.

We have audited the quarterly financial results of Interactive Financial Services Ltd. ("the company") for the quarter ended 31st March, 2016 and the year to date results for the year ended 31st March, 2016 attached herewith, being submitted by the company pursuant to the requirement of Regulation 33 of the SEBI (Listing Obligations and Disclosure Requirements) Regulations, 2015. These quarterly financial results as well as the year to date financial results have been prepared on the basis of the related financial statements, which are the responsibility of the company's management. Our responsibility is to express an opinion on these financial results based on our audit of such financial statements, which have been prepared in accordance with the recognition and measurement principles laid down in Accounting standard prescribed under Section 133 of the Companies Act, 2013 as applicable read with relevant rules issued there under; or by the Institute of Chartered Accountants of India, as applicable and other accounting principles generally accepted in India.

We conducted our audit in accordance with the auditing standards generally accepted in India. Those standards require that we plan and perform the audit to obtain reasonable assurance about whether the financial results are free of material misstatement(s). An audit includes examining, on a test basis, evidence supporting the amounts disclosed as financial results. An audit also includes assessing the accounting principles used and significant estimates made by management.

An audit involves performing procedures to obtain audit evidence about the amounts and the disclosures in the statements. The procedures selected depend on the auditor's judgment, including the assessment of the risks of the material misstatements of the Statement, whether due to fraud or error. In making those risk assessments, the auditor considers internal control relevant to the Company's preparation and fair presentation of the Statements in order to design audit procedures that appropriate in the circumstances, but not for the purpose of expressing an opinion on the effectiveness of the Company's internal control. An audit also includes evaluating the appropriateness of the accounting policies used and the reasonableness of the accounting estimates made by the Management, as well as evaluating the overall presentation of the Statement.



We believe that the audit evidence, we have obtained is sufficient and appropriate to provide a basis for our audit opinion.

In our opinion and to the best of our information and according to the explanations given to us these quarterly financial results as well as the year to date results:


(i) are presented in accordance with the requirements of Regulation 33 of the SEBI (Listing Obligations and Disclosure Requirements) Regulations, 2015 in this regard; and

(ii) give a true and fair view of the net profit and other financial information for the quarter ended 31st March, 2016 as well as the year to date results for the year ended 31st March, 2016

The Board of Directors of
Interactive Financial Service Ltd.

**For, M.R. Pandhi and Associates
Chartered Accountants
Firm Registration No. 112360W**

**Place: Ahmedabad
Date: 30/05/2016**



A handwritten signature in blue ink, appearing to read "N.R. Pandit".

**N.R. Pandit
(Partner)
Membership No: 033436**

We conducted our audit in accordance with the auditing standards generally accepted in India. These standards require that we plan and perform the audit to obtain reasonable assurance about whether the financial results are free of material misstatement(s). An audit involves examining on a test basis, evidence supporting the amounts disclosed in financial results. An audit also includes assessing the accounting principles used and significant estimates made by management.

An audit involves performing procedures to obtain audit evidence about the amounts and the disclosures in the statements. The procedures selected depend on the auditor's judgment, including the assessment of the risks of the material misstatements of the Statement, whether due to fraud or error. In making these risk assessments, the auditor considers internal control relevant to the Company's preparation and fair presentation of the Statements in order to design audit procedures that are appropriate in the circumstances, but not for the purpose of expressing an opinion on the effectiveness of the Company's internal control. An audit also includes evaluating the appropriateness of the accounting policies used and the reasonableness of the accounting estimates made by the Management, as well as evaluating the overall presentation of the Statement.



INTERACTIVE FINANCIAL SERVICES LIMITED

May 30, 2016


FORM A

(For audit report with unmodified opinion)

[Pursuant to Regulation 33 of SEBI (Listing Obligations and Disclosure Requirements) Regulations, 2015]


1.	Name of the company	Interactive Financial Services Limited
2.	Annual financial statements for the year ended	March 31, 2016
3.	Type of Audit observation	Un-modified
4.	Frequency of observation	Not Applicable

For, Interactive Financial Services Limited



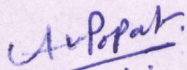
Ashok Vithalani
Managing Director
DIN: 00023247

For, Interactive Financial Services Limited



Hitesh Joshi
Chief Financial Officer

For, Interactive Financial Services Limited



Ashvin Popat
Chairman – Audit Committee
DIN:02510845

For, M.R. Pandhi & Associates
Chartered Accountants



N.R. Pandit
Partner
Membership No. 033436
FRN No.112360W